

Teardrop



Callery Pear *
Pyrus calleryana
●●●●●




Leaves are tough and waxy

Japanese Zelkova *
Zelkova serrata
●●●●●




Bark has lenticels; tree is tightly vase-shaped

Mulberry
Morus cultivar
●●●●●




Leaf shape varies; may be mitten-shaped or have 3-5 lobes

Black Birch
Betula nigra
●●●●●




Bark peels off in papery sheets

Silver Birch
Betula pendula
●●●●●




Weeping form; bark has lenticels

Cornelian Cherry
Cornus mas
●●●●●




Pagoda Dogwood
Cornus alterniflora
●●●●●




Only Dogwood with alternate leaves

Catalpa
Catalpa cultivar
●●●●●



Long bean-like seed pods; big leaves

American Beech
Fagus grandifolia
●●●●●



Smooth silver bark

Osage Orange
Maclura pomifera
●●●●●



Quaking Aspen
Populus tremuloides
●●●●●



Big-Tooth Aspen
Populus grandidentata
●●●●●




Cucumber Magnolia
Magnolia acuminata
●●●●●




Large fuzzy silver buds

Broom




White Pine
Pinus strobus
●●●●●




Five needles per bundle

Atlas Cedar
Cedrus atlantica
●●●●●




Needles emerge from spur-like twigs

Himalayan Cedar
Cedrus deodara
●●●●●




Needles emerge from spur-like twigs

Black Pine
Pinus nigra
●●●●●




Two needles per bundle

Red Pine
Pinus resinosa
●●●●●




Two needles per bundle

Virginia Pine
Pinus virginiana
●●●●●




Two needles per bundle

Scots Pine
Pinus sylvestris
●●●●●




Two needles per bundle and upper trunk is orange

Pitch Pine
Pinus rigida
●●●●●




Three needles per bundle


American Larch
Larix laricina
●●●●●



Feather




Dawn Redwood
Metasequoia glyptostroboides
●●●●●



Tree has a strong pyramidal shape

Bald Cypress
Taxodium distichum
●●●●●




Tree has a strong pyramidal shape


Blue Spruce
Picea pungens
●●●●●



Norway Spruce
Picea abies
●●●●●



Eastern Hemlock
Tsuga canadensis
●●●●●



Two white lines on the undersides of needles

Douglas-Fir
Pseudotsuga menziesii
●●●●●



Spade



Schubert Cherry *
Prunus virginiana
●●●●●



Bark has lenticels

Eastern Redbud
Cercis canadensis
●●●●●




Flowers and fruit emerge directly from branches


Katsura Tree
Cercidiphyllum japonicum
●●●●●




Oklahoma Redbud
Cercis reniformis
●●●●●



Eastern Cottonwood
Populus deltoides
●●●●●




Empress Tree
Paulownia tomentosa
●●●●●



Gigantic leaves

Paper Birch
Betula papyrifera
●●●●●



Bark has lenticels

Common Types of Tree Fruits and Seeds

Learning basic categories of fruits and seeds can help you make better and faster identifications, but remember that for the most part they're only on the tree for part of the year.



Seed Pod
Honeylocust, Eastern Redbud


Acorn
Oaks

Cone
Feather, Broom, and Scale categories


Samara
Maples, Ashes, Elms

Drupe
Dogwoods, Holly, Prunus species


Compound Hand




Horse Chestnut
Aesculus hippocastanum
●●●●●



Red Horse Chestnut
Aesculus x carnea
●●●●●



Ohio Buckeye
Aesculus glabra
●●●●●



Paperbark Maple
Acer griseum
●●●●●



Cinnamon-colored bark that peels

Boxelder
Acer negundo
●●●●●



Scales



Eastern Redcedar
Juniperus virginiana
●●●●●



Arborvitae
Thuja occidentalis
●●●●●



Atlantic White Cedar
Chamaecyparis thyoides
●●●●●



False Cypress
Chamaecyparis pisifera
●●●●●



Foliage has classic cedar scent

Pond Cypress
Taxodium ascendens
●●●●●



Tree has a strong pyramidal shape

Watch out for



SPOTTED LANTERNFLY
Email spottedlanternfly@dec.ny.gov to report a sighting.

EMERALD ASH BORER
Call 1-866-322-4512 to report a sighting.

Uneven



Little-Leaf Linden *
Tilia cordata
●●●●●



Leaves 2" - 4" long

American Linden *
Tilia americana
●●●●●




Leaves 5" - 6" long

Silver Linden *
Tilia tomentosa
●●●●●



Leaves 2" - 5" long; white and hairy underneath

Linden Fruits



All three Linden species in this guide have similar clusters of fragrant flowers (which turn into seeds) attached to a leaf-like blade

Japanese Treellilac *
Syringa reticulata
●●●●●



American Elm *
Ulmus americana
●●●●●



Chinese Elm *
Ulmus parvifolia
●●●●●




Sandpapery leaf; intricate calico patchwork bark

Common Hackberry
Celtis occidentalis
●●●●●



Sandpapery leaf; warty silver bark


Siberian Elm
Ulmus pumila
●●●●●




Chinese Treellilac
Syringa pekinensis
●●●●●



Compound Line




Honeylocust *
Gleditsia tricanthos var. *inermis*
●●●●●



Leaves are often doubly compound; tree may have long, green or brown, twisting bean pods

Green Ash *
Fraxinus pennsylvanica
●●●●●



Sophora *
Styphnolobium japonicum
●●●●●




Twigs are green

Kentucky Coffeetree
Gymnocladus dioica
●●●●●




Very sparsely branched with giant leaves

Golden Raintree
Koelreuteria paniculata
●●●●●



Irregular growth habit

Maackia
Maackia amurensis
●●●●●




Tree of Heaven
Ailanthus altissima
●●●●●




Weedy tree; leaf smells awful when bruised

Black Locust
Robinia pseudoacacia
●●●●●



White Ash
Fraxinus americana
●●●●●



Kentucky Yellowwood
Cladrastis kentuckea
●●●●●



Smooth silver bark

Black Walnut
Juglans nigra
●●●●●




Amur Cork Tree
Phellodendron amurense
●●●●●




Mimosa
Albizia julibrissin
●●●●●



Oak




Pin Oak *
Quercus palustris
●●●●●



Most common oak species in NYC

Northern Red Oak *
Quercus rubra
●●●●●



Swamp White Oak *
Quercus bicolor
●●●●●



Undersides of leaves are fuzzy

White Oak
Quercus alba
●●●●●




English Oak
Quercus robur
●●●●●




Elongated acorns


Scarlet Oak
Quercus cocinea
●●●●●




Bur Oak
Quercus macrocarpa
●●●●●



Shumard Oak
Quercus shumardii
●●●●●




Black Oak
Quercus velutina
●●●●●



Bark is orange when scratched




Southern Red Oak
Quercus falcata
●●●●●



NYC Parks


Image Sources: Kumar, Neeraj, Lawrence Barringer, Peter N. Belhumeur, Arijit Biswas, David W. Jacobs, W. John Kress, Ida C. Lopez, and Joba VB Soares. "Leafsnap: A Computer Vision System for Automatic Plant Species Identification." In Computer Vision—ECCV 2012, 502–16. Springer, 2012. "Dendrology at Virginia Tech." June 2014. v Supplementary images sourced from Wikipedia Commons. The terms of the copyright are viewable at: <https://creativecommons.org/licenses/by-nc-sa/4.0>. For more information, please visit nyc.gov/parks.

This publication is copyrighted under Creative Commons Protocol Attribution-NonCommercial-ShareAlike 4.0 International. The terms of the copyright are viewable at: <https://creativecommons.org/licenses/by-nc-sa/4.0>.

Care for a tree in need near you with the New York City Street Tree Map! Visit nyc.gov/parks/treemap to register.

Urban stressors such as dog waste, litter, drought, soil compaction, and aggressive weeds threaten the health of street trees—especially during the first five years after they are planted. However, studies show that stewarding or caring for trees can make them three times more likely to survive (Boyce, 2010, Lu 2010). Learn a combination of stewardship activities to help NYC's urban forest grow healthy and strong.



Water
Watering is the most important thing you can do for your young street tree. Water your tree 15 to 20 gallons (three to four large buckets) once a week between May and October.

Waste
Keeping a tree bed free of litter not only beautify your street, it reduces the amount of stress placed on the plant.

- Keep dog waste (both liquid and solid) away from the tree. Encourage dog owners to clean up any droppings within the tree bed.
- Keep garbage and de-icing salt out of the tree pit. Consider installing a tree guard or signage for your tree to discourage people from using it as a garbage receptacle.

Mulch
Adding a layer of mulch suppresses weed growth and helps insulate roots.

- Spread mulch to cover the whole tree bed. The layer should be no more than 2 inches high, and should not be touching the trunk of the tree. You should be able to put your fist between the mulch and the trunk.

Flowers
When planted with a tree's health in mind, perennials, annuals and bulbs are great additions to a tree bed.

- We encourage residents to plant appropriate flowers and other vegetation in street tree beds. Not only do plantings beautify the neighborhood, they prevent soil compaction and help indicate when new trees need watering.
- Native perennials also help support local pollinators such as honeybees and monarch butterflies.

Weeds
Weeds ultimately kill some plants and stress others if they grow too large. Weeds should be removed from street tree beds as frequently as possible.

- Wear gloves. When removing weeds, take out the entire root system. Leaving behind some of the plant will allow the weed to grow back. Use trowels or weedeaters to dig out stubborn roots.

Want to request a new tree?
Visit nyc.gov/parks/trees or call 311.

Want to learn more?
Volunteer to care for trees with the NYC Parks Stewardship Program. Visit nyc.gov/parks/stewardship.

Soil Cultivation
Loosening the soil can help the tree absorb more water and oxygen.

- To aerate the soil of your tree bed, take your hand cultivator and rough up the dirt 1 inch to 3 inches down. This will break up the compacted soil, and allow more water and oxygen to get down to the roots.

Boyce, Steven. 2010. "It Takes a Stewardship Village: Effect of Volunteer Tree Stewardship on Urban Tree Mortality Rates." Cities and the Environment. Vol 3. 1. 3.

Lu, Jacqueline W.T., Svendsen, Erika S., Campbell, Lindsay K., Greenfield, Jennifer, Braden, Jesse, King, Kristen L., Falck-Raymond, Nancy. 2010. "Biological, Social, and Urban Design Factors Affecting Young Street Tree Mortality in New York City." Cities and the Environment. Vol 3. 1. 5.

NYC's Top 24 Tree Species

London Planetree * <i>Platanus x acerifolia</i> White and tan bark peels off and looks like camouflage	Norway Maple * <i>Acer platanoides</i> Very geometric leaves have milky sap in petiole	Callery Pear * <i>Pyrus calleryana</i> Leaves are tough and waxy
Honeylocust * <i>Gleditsia tricanthos</i> var. <i>inermis</i> Leaves are often doubly compound and tree may have long, green or brown, twisting bean pods	Pin Oak * <i>Quercus palustris</i> Most common oak species in NYC	Little-Leaf Linden * <i>Tilia cordata</i> Leaves 2" - 4" long
Japanese Zelkova * <i>Zelkova serrata</i> Bark has lenticels; tree is tightly vase-shaped	Red Maple * <i>Acer rubrum</i> Undersides of leaves are pale to silvery white	Green Ash * <i>Fraxinus pennsylvanica</i> Bark has lenticels
Ginkgo * <i>Ginkgo biloba</i> Whorled leaf arrangement; knobby twigs	Silver Maple * <i>Acer saccharinum</i> Undersides of leaves are pale to silvery white	Cherry * <i>Prunus cultivar</i> Bark has lenticels
Northern Red Oak * <i>Quercus rubra</i> Acorns tops perch on the acorn body like a cap	Sophora * <i>Styphnolobium japonicum</i> Twigs are green	Sweetgum * <i>Liquidambar styraciflua</i> Spherical fruit with sharp point
American Linden * <i>Tilia americana</i> Leaves 5" - 6" long	Crimson King Maple * <i>Acer platanoides</i> 'Crimson King' Very geometric leaves have milky sap in petiole	American Elm * <i>Ulmus americana</i> Leaves 5" - 6" long
Silver Linden * <i>Tilia tomentosa</i> Leaves 2" - 5" long; white and hairy underneath	Purple Leaf Plum * <i>Prunus cerasifera</i> Bark has pronounced lenticels	Schubert Cherry * <i>Prunus virginiana</i> Bark has lenticels
Japanese Treeilac * <i>Syringa reticulata</i> Sandpapery leaf; tricolor calico patchwork bark	Chinese Elm * <i>Ulmus parvifolia</i> Undersides of leaves are fuzzy	Swamp White Oak * <i>Quercus bicolor</i> Undersides of leaves are fuzzy

Football Bark has lenticels	Cherry * <i>Prunus cultivar</i> Bark has lenticels	Purple Leaf Plum * <i>Prunus cerasifera</i> Bark has pronounced lenticels	Chokecherry <i>Prunus virginiana</i> Bark has lenticels	Lenticels Narrow pores on the bark of tree bark and branches	European Hornbeam <i>Carpinus betulus</i> Bark is light grey, smooth, and has lenticels; young trees are columnar
Crabapple <i>Malus cultivar</i> Bark has lenticels	Serviceberry <i>Amelanchier cultivar</i> Bark has lenticels	Flowering Dogwood <i>Comus florida</i> Bark has lenticels	Magnolia <i>Magnolia cultivar</i> Buds are fuzzy	Sawtooth Oak <i>Quercus acutissima</i> Bark has lenticels; older bark looks like burnt cornflakes	Willow Oak <i>Quercus phellos</i> Very geometric leaves have milky sap in petiole
Shingle Oak <i>Quercus imbricaria</i> Bark has lenticels; tree is tightly vase-shaped	Hardy Rubber Tree <i>Eucommia ulmoides</i> Leaves have white rubbery fluid inside	Japanese Snowbell <i>Syrax japonicus</i> Bud leaf scar has three dots, perfectly spaced	Black Gum <i>Nyssa sylvatica</i> Bud leaf scar has three dots, perfectly spaced	Persian Ironwood <i>Parrotia persica</i> Bark is smooth and whitish	Crepe Myrtle <i>Lagerstroemia cultivar</i> Bark is smooth and whitish
Chinese Fringetree <i>Chionanthus retusus</i> Smooth silver bark	European Beech <i>Fagus sylvatica</i> Smooth silver bark	Two-Winged Silverbell <i>Halesia diptera</i> Bark has lenticels; older bark looks like burnt cornflakes	Black Cherry <i>Prunus serotina</i> Bark has lenticels; older bark looks like burnt cornflakes	Holly <i>Ilex cultivar</i> Tough leathery leaves with spiny teeth	Kousa Dogwood <i>Comus kousa</i> Showy bracts go from white to green
Cockspur Hawthorn <i>Crataegus cuspidata</i> var. <i>inermis</i> Bark has lenticels	American Hophornbeam <i>Ostrya virginiana</i> Bark has lenticels	American Hornbeam <i>Carpinus caroliniana</i> Trunk looks muscular	Japanese Hornbeam <i>Carpinus japonica</i> Trunk looks muscular	Smoketree <i>Cotinus coggygria</i> Stiff leaves with fuzzy brown undersides	Southern Magnolia <i>Magnolia grandiflora</i> Stiff leaves with fuzzy brown undersides
European Alder <i>Alnus glutinosa</i> Persistent fruits look like conifer cones	Chinese Chestnut <i>Castanea mollissima</i> Persistent fruits look like conifer cones				

Hand White and tan bark peels off and looks like camouflage	London Planetree * <i>Platanus x acerifolia</i> White and tan bark peels off and looks like camouflage	Norway Maple * <i>Acer platanoides</i> Very geometric leaves have milky sap in petiole	Crimson King Maple * <i>Acer platanoides</i> 'Crimson King' Very geometric leaves have milky sap in petiole	Red Maple * <i>Acer rubrum</i> Very geometric leaves have milky sap in petiole	Sugar Maple <i>Acer saccharum</i> Very geometric leaves have milky sap in petiole
Sycamore Maple <i>Acer pseudoplatanus</i> White and tan bark peels off and looks like camouflage	Tulip Poplar <i>Liriodendron tulipifera</i> Bud has two parts like a duck bill; Batman leaves	Sweetgum * <i>Liquidambar styraciflua</i> Spherical fruit with sharp points	Hedge Maple <i>Acer campestre</i> Has milky sap in the petiole	Amur Maple <i>Acer ginnala</i> Has milky sap in the petiole	Hawthorn <i>Crataegus cultivar</i> Bark has lenticels
Silver Maple * <i>Acer saccharinum</i> Undersides of leaves are pale to silvery white	Japanese Maple <i>Acer palmatum</i> Very fringed leaves can be many colors; tree rarely more than 25' tall	Watch out for ASIAN LONGHORNED BEETLE Call 1-877-STOP-ALB to report a sighting	Ginkgo * <i>Ginkgo biloba</i> Whorled leaf arrangement; twigs are knobby		
Shantung Maple <i>Acer truncatum</i> Bark has lenticels	Black Maple <i>Acer nigrum</i> Bark has lenticels	Tartar Maple <i>Acer tataricum</i> Bark has lenticels	Trident Maple <i>Acer buergerianum</i> Bark has lenticels	Turkish Hazelnut <i>Corylus colurna</i> Leaves are hairy	Sassafras <i>Sassafras albidum</i> Trees have three different shapes of leaf

How to Use This Guide

- Common Name _____ **Norway Maple** *
- Species Name _____ *Acer platanoides*
- Frequency _____ ●●●●●
- Leaf Arrangement _____
- Leaf Image _____
- ID Tips _____ Very geometric leaves have milky sap in petiole
- Top 24 _____

- Common Name**
You may know some species by a slightly different name. There's great variation in common names. Please use the common names we've provided.
- Species Name**
This is the unique, unvarying name that scientists use to refer to a species.
- Frequency**
The green dots give an indication of how likely you are to see a tree of this species on the streets of New York City.
●●●●● Frequent
●●●● Common
●●● Uncommon
● Rare
- Leaf Arrangement**
This icon appears whenever leaves join directly across from each other on a twig in an **Opposite** branching pattern. While leaf shape varies within a species, the Leaf Arrangement is always the same.
- Leaf Image**
The leaf photos are a jumping off point for your identification. Use them to narrow down your guesses but don't worry if the leaf in your hand doesn't look exactly like the leaf on the page. Leaves on the same tree can vary based on their age and location on a branch, and trees of the same species may have very different leaves from one another. With practice you'll learn to hone in on the details that matter.
- ID Tips**
Use these notes to help you distinguish between trees with similar leaves. For some species the fruits, seeds, bark, and branching shape may also be helpful.
- Top 24** *
The 24 most common street trees of New York City have a star by their name, and they're repeated on the front and back covers of this guide for easy reference.

Using Leaves to Identify Trees

Blade
The main body of the leaf

Lobe
Where the leaf blade curves in towards the midrib

Veins
When the leaf blade makes a contour towards the midrib

Midrib
The primary vein leading through the center of the leaf blade to the twig

Petiole
The stem-like part of the leaf that joins to the twig

Leaf Shapes
This guide organizes the most common leaf shapes into 11 broad categories, indicated in green squares.

Spade
Some leaves may blur the boundaries between categories, so if you're not confident in your ID, check to see if it's listed in a different category.

Alternate v Opposite
This is one of the best things you can learn in order to quickly narrow down potential ID matches. Leaves may be different shapes on different parts of a tree or on two trees of the same species, but Leaf Arrangement never changes. These are the two main arrangements you will see:

Alternate
Leaves alternate between joining on the left and right sides of the twig.

Opposite
Leaves join the twig immediately across from one another.

Simple versus Compound
Pay attention to where the bud is located on your tree. This will tell you if you're looking at a tree with simple or compound leaves.

Simple
The petiole joins to the twig. Most NYC street trees have simple leaves.

Compound Line
Leaflets join along a central stalk, which attaches to the twig.

Compound Hand
Leaflets all join at the same point on a central stalk.

Leaf Margin
Leaf Margin is the term for the characteristics of a leaf at the edges. Once you've determined the overall shape of a leaf, look at the margin for additional clues.

Smooth (Entire)
Wavy
Toothed (Dentate or Serrate)
Doubly Toothed